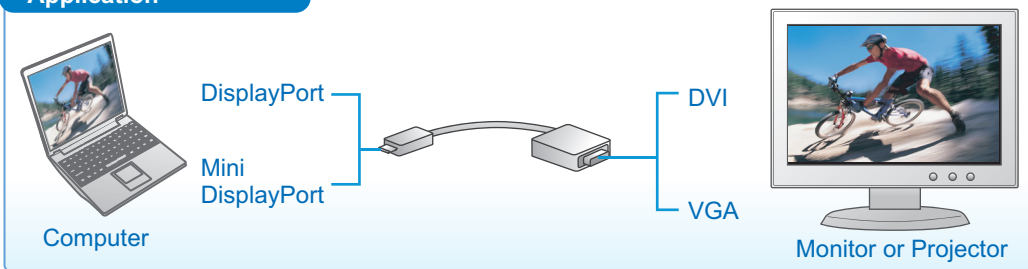


DisplayPort/Mini DisplayPort Adapter

Connect the DisplayPort / Mini DisplayPort connector to the source device coordinative port. Then connect the VGA / DVI connector to your terminal device coordinative port as well.

If your terminal device (Monitor, Projector...) has not been connected to the adapter yet, make the connection and power on your terminal device again.

Application




Specifications

Model	AY1000	AY2000	AY1100	AY2100
Interface	DP to VGA	Mini DP to VGA	DP to DVI	Mini DP to DVI
Total Length	240.0 ± 5.0 mm	220.0 ± 5.0 mm	240.0 ± 5.0 mm	220.0 ± 5.0 mm
Connector Dimension	VGA side: L*W*H=55.0*38.0*18.0 mm		DVI side: L*W*H=55.0*38.0*18.0 mm	
Compliance	Compliance with DisplayPort Specification V1.1a at 1.62/2.7Gbps data rate (Low bit rate/High bit rate)			
Resolution	Support up to WUXGA (1920X1200) and 1080p @60Hz (Full HD)			
Color	Support Digital Video Output in 18/24/30 (deep color) bits format. (6-bit, 8-bit, 10-bit per color RGB color format)			
Operating temperature	+10 degree centigrade to +40 degree centigrade			
Packing	DisplayPort / Mini DisplayPort Adapter * 1 & Quick Installation Guide * 1			
Regulation	FCC, CE.			


*Specifications are subject to change without further notice

DP to DVI




AY1100

Mini DP to DVI




AY2100

DP to VGA



AY1000

Mini DP to VGA



AY2000



GOOD WAY TECHNOLOGY CO., LTD.

3F, No. 135, Ln. 235, Baociao Rd., Sindian Dist., New Taipei City 231, Taiwan

Tel: 886-2-8919-1200 Fax: 886-2-8919-1220~1

http://www.goodway.com.tw E-mail:sales@goodway.com.tw